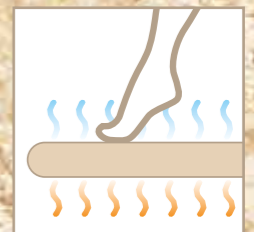



CORALINA

FLOOR 24" x 16" THICKNESS 0,8"
PAVIMENTO 40,6 x 61 ESPESOR 2 cm



CORALINA

FLOOR 24" x 16" THICKNESS 0,8"
PAVIMENTO 40,6 x 61 ESPESOR 2 cm



CORALINA

FLOOR 24" x 16" THICKNESS 0,8"
PAVIMENTO 40,6 x 61 ESPESOR 2 cm

BORDILLO CORALINA CLÁSICA
30,5x61x4,5 P078
!



LOSA CORALINA CLÁSICA
40,6x61x2 M003
!

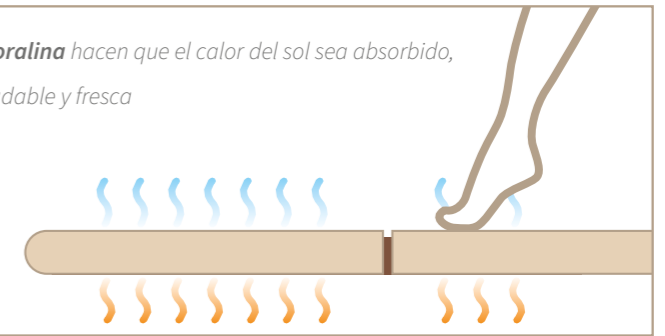


LOSA CORALINA CLÁSICA ESTUCADA
40,6x61x2 M008
!



Las características físicas de las piedras de la serie **Coralina** hacen que el calor del sol sea absorbido, de forma que su superficie permanezca siempre agradable y fresca

The physical features of the stones in the **Coralina** series ensure that the sun's heat is absorbed, so that the surface always remains pleasant and cool.



PIRAMIDE CORALINA
32x32 P077
!



REJILLA CORALINA
32x32 P076
!



TRAVERTINO ALFA PULIDO
30x30 P075
!



	Prize Code	P/Box	SQM/Box	SQM Palet	Box/Palet	Kg/Piece	Kg/Box	Kg/Palet
Coralina Bordillo 30,5x61x4,5	P078	1	0,186	6,324	34	5,10	5,10	173,40
Coralina Losa Clásica 40,6x61x2	M003	3	0,740	23,324	32	5,10	15,30	489,60
Coralina Losa Clásica Est. 40,6x61x2	M008	3	0,740	23,324	32	5,10	15,30	489,60
Coralina Pirámide 32x32	P077	7	0,720	38,710	54	1,65	11,55	623,70
Coralina Rejilla 22,5x30	P076	5	0,337	18,220	54	1,65	8,25	445,50
Travertino Alfa Pulido 30x30	P075	12	1,080	45,360	42	1,65	19,80	831,60